



Characteristics



- Self-supporting casing construction made of galvanized steel plate, ready to be installed recessed in a false ceiling.
- Inlet grille (free of maintenance) made with aluminium profiles and blow-out nozzle, integrated in a single white frame colour RAL 9016. Other colours are available on request.
- Anodized aluminium outlet vanes, airfoil shaped.
- Low noise twisted cross-flow fans driven by a 2-speed external rotor motor.
- “P” type with water heated coil. “E” type with electrical shielded elements, two stages with integrated regulation. “A” type without heating, air only.
- Includes Plug&Play control with 7m RJ45 cable and infrared remote control.
Optional: Clever control (programmable, automatic, intelligent, energy saving, Modbus RTU for BMS...).

Specifications

AIR ONLY

Model	Airflow m ³ /h	Power Fans 230V-50Hz W	Current Fans 230V-50Hz A	Noise Level (5 m) dB(A)	Weight kg
RO 1000 A	1700	80	0,41	35/50	24
RO 1500 A	2200	117	0,53	36/51	34
RO 2000 A	3200	160	0,82	38/53	44,5

WATER HEATED P86

Model	Airflow m ³ /h	Heating capacity 80/60°C kW	Water Drop Pressure Pa	Power Fans 230V-50Hz W	Current Fans 230V-50Hz A	Noise Level (5 m) dB(A)	Weight kg
RO 1000 P	1450	8,3	7360	80	0,41	37/51	26,5
RO 1500 P	2175	13	7480	117	0,53	38/52	37,5
RO 2000 P	2850	17,1	6810	160	0,82	40/54	49

ELECTRICAL HEATED

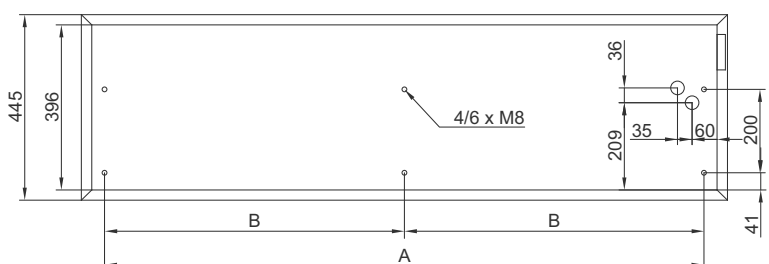
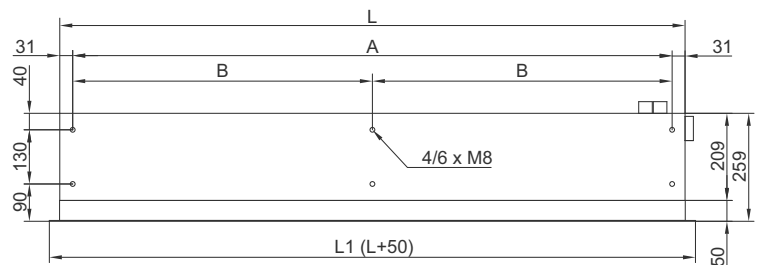
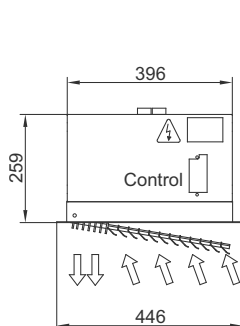
Model	Airflow m ³ /h	Electrical Heating Capacity (*) kW	Power Supply	Electrical Heating Current A	Power Fans 230V-50Hz W	Current Fans 230V-50Hz A	Noise Level (5 m) dB(A)	Weight kg
RO 1000 E	1700	4/6	400Vx3	5,8/8,7	80	0,41	35/50	26
RO 1000 E-9	1700	6/9	400Vx3	8,7/13	80	0,41	35/50	27
RO 1000 E230	1700	3,8/5,6	230Vx1	16,5/24,5	80	0,41	35/50	26
RO 1500 E	2200	6/9	400Vx3	8,7/13	117	0,53	36/51	37,5
RO 1500 E230-6	2200	3,8/5,6	230Vx1	16,5/24,5	117	0,53	36/51	37,5
RO 1500 E230-9	2200	6/9	230Vx1 (**)	26/39,1	117	0,53	36/51	37,5
RO 2000 E	3200	5,6/11,3	400Vx3	8,1/16,3	160	0,82	38/53	53,5
RO 2000 E230	3200	5,6/11,3	230Vx1 (**)	24,5/49,1	160	0,82	38/53	53,5

Water heated: connection pipes 1/2" female. 2 rows coil.

(*) Under request other electrical heating capacities may be supplied.

(**) 2 separated power supplies.

Dimensions



	L	L1	A	B
RO 1000	1000	1050	938	-
RO 1500	1500	1550	1438	-
RO 2000	2000	2050	1938	969